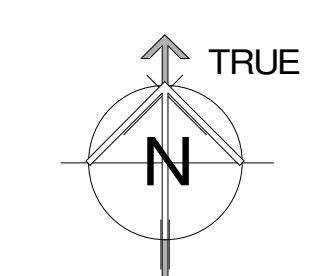


REVISIONS		
NO.	DESCRIPTION	DATE
1	ISSUED FOR DP	06 OCT 2023
2	REISSUED FOR DP	25 MAR 2024

COPYRIGHT RESERVED
THIS PLAN AND DESIGN ARE, AT ALL TIMES, REMAIN THE EXCLUSIVE PROPERTY OF THE ARCHITECT AND SHALL NOT BE REPRODUCED OR TRANSMITTED IN ANY FORM OR BY ANY MEANS, ELECTRONIC OR MECHANICAL, INCLUDING PHOTOCOPYING, RECORDING, OR BY ANY INFORMATION STORAGE AND RETRIEVAL SYSTEM, WITHOUT THE WRITTEN PERMISSION OF THE ARCHITECT. THE CONTRACTOR SHALL BE RESPONSIBLE FOR ALL DIMENSIONS AND CONDITIONS ON THE SITE AND SHALL BE RESPONSIBLE FOR ANY VARIATIONS OR DISCREPANCIES IN THE UNDERGROUND OR CONCEALED SERVICES ON THE DRAWING. THE INFORMATION CONTAINED ON THIS PLAN IS FOR SOLE USE OF THE ARCHITECT'S CLIENT AND THE CONTRACTOR OR CONSULTANTS WITH REGARD TO THE PROJECT.



THIS DOCUMENT HAS BEEN DIGITALLY CERTIFIED WITH DIGITAL SIGNATURE AND ENCRYPTION TECHNOLOGY AND IS THE PROPERTY OF THE ARCHITECT. ANY UNAUTHORIZED REPRODUCTION OR ALTERATION OF THIS DOCUMENT IS PROHIBITED. A TRUE COPY OF THE ORIGINAL HAS BEEN PROVIDED TO THE ARCHITECT. BEARING IN MIND OF THE PROFESSIONAL OBLIGATIONS OF THE ARCHITECT, THE ARCHITECT HAS BEEN ADVISED BY THE ARCHITECT'S CLIENT THAT THE ARCHITECT'S CLIENT HAS BEEN ADVISED BY THE ARCHITECT'S CLIENT THAT THE ARCHITECT'S CLIENT HAS BEEN ADVISED BY THE ARCHITECT'S CLIENT.



PROJECT NO. 22528
PROJECT AUTOMATED CAR WASH BUILDING
3180 NORTH ISLAND HIGHWAY NANAIMO, BC

DRAWING TITLE SITE PLAN

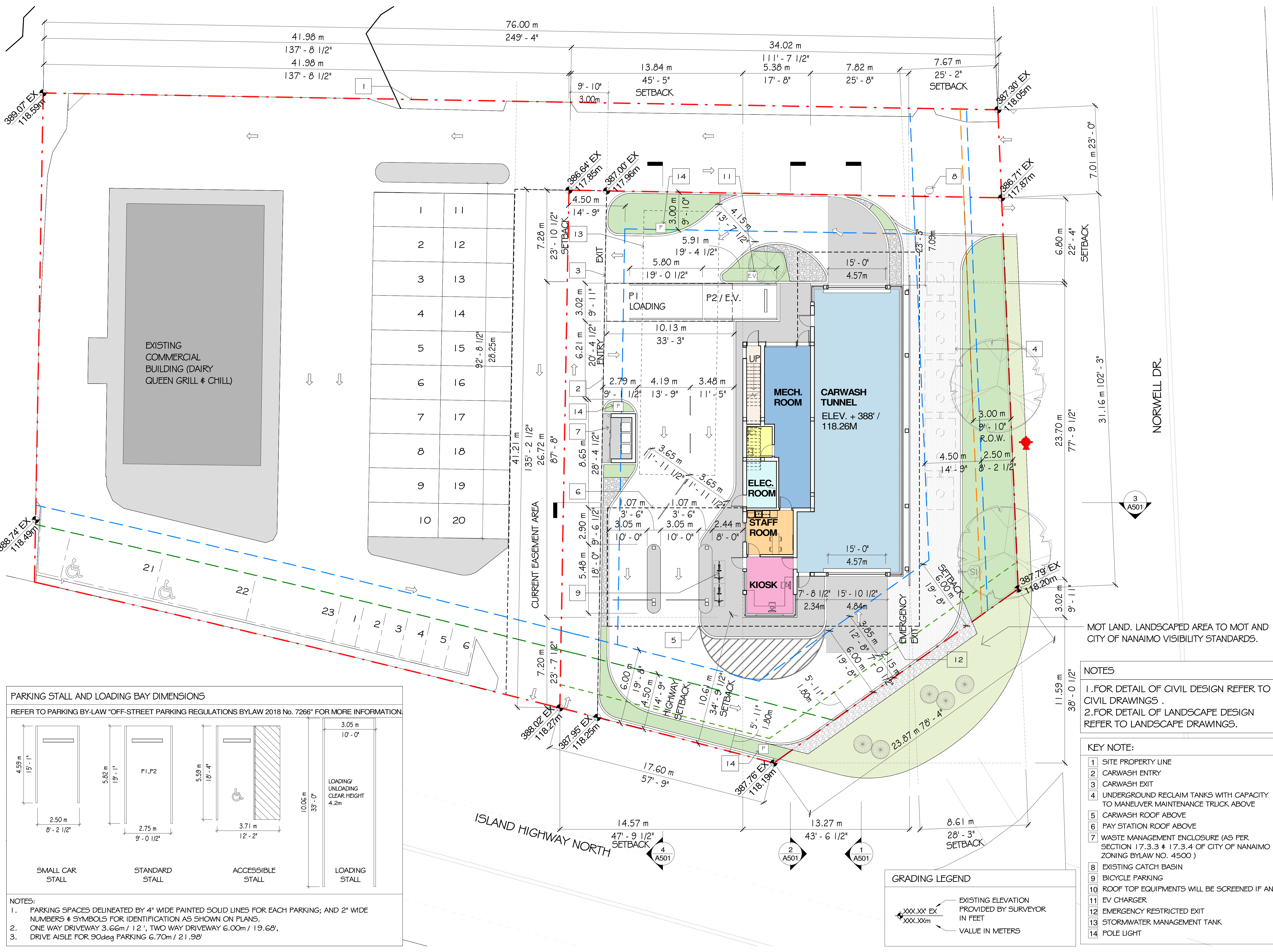
SCALE

RECEIVED
DP1324
2024-APR-02
Current Planning

DRAWING NO. REVISION

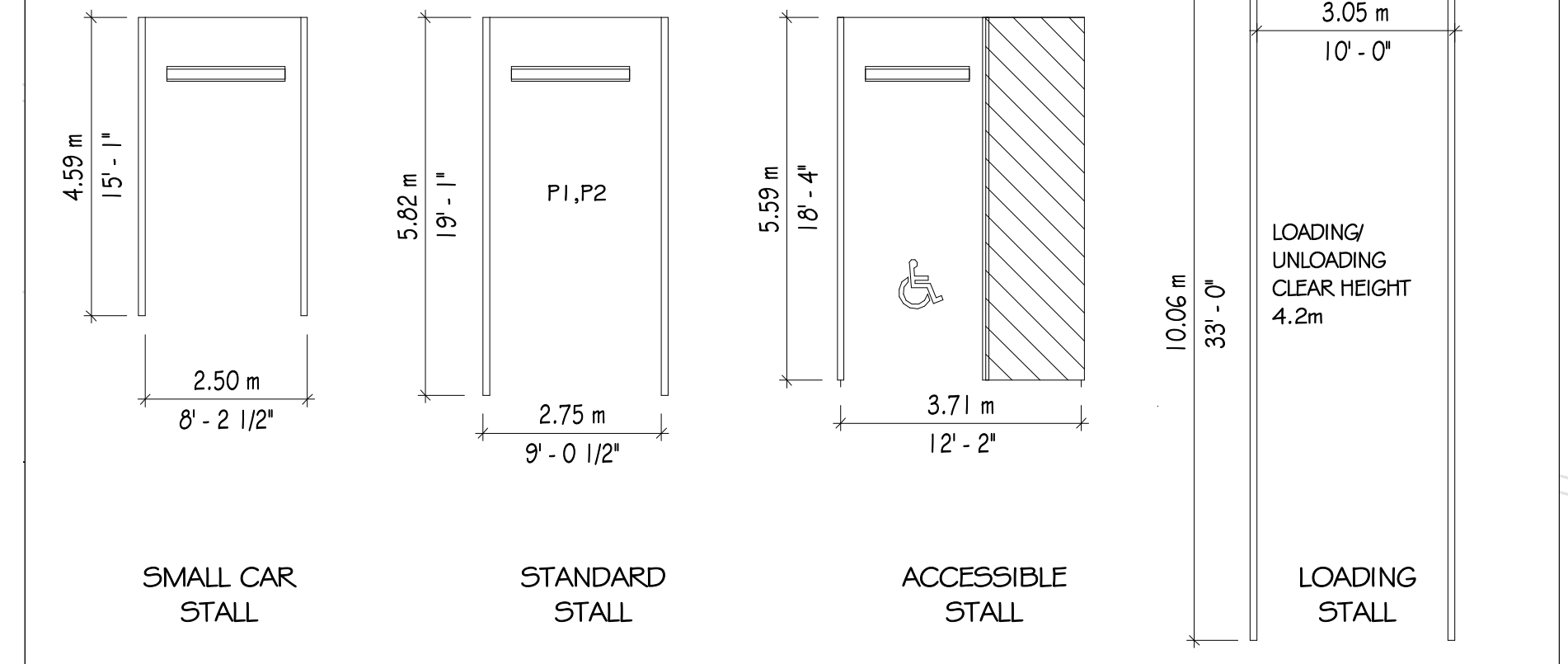
A201

DATE 03/13/23 DRAWN Author
SCALE 3/32" = 1'-0" CHECKED
CHECKER



PARKING STALL AND LOADING BAY DIMENSIONS

REFER TO PARKING BY-LAW "OFF-STREET PARKING REGULATIONS BYLAW 2018 No. 7266" FOR MORE INFORMATION.



- NOTES:
- PARKING SPACES DELINEATED BY 4" WIDE PAINTED SOLID LINES FOR EACH PARKING; AND 2" WIDE NUMBERS & SYMBOLS FOR IDENTIFICATION AS SHOWN ON PLANS.
 - ONE WAY DRIVEWAY 3.6m / 12', TWO WAY DRIVEWAY 6.00m / 19.68', DRIVE AISLE FOR 90deg PARKING 6.70m / 21.98'

- NOTES
- FOR DETAIL OF CIVIL DESIGN REFER TO CIVIL DRAWINGS.
 - FOR DETAIL OF LANDSCAPE DESIGN REFER TO LANDSCAPE DRAWINGS.

- KEY NOTE:
- SITE PROPERTY LINE
 - CARWASH ENTRY
 - CARWASH EXIT
 - UNDERGROUND RECLAIM TANKS WITH CAPACITY TO MANEUVER MAINTENANCE TRUCK ABOVE
 - CARWASH ROOF ABOVE
 - PAY STATION ROOF ABOVE
 - WASTE MANAGEMENT ENCLOSURE (AS PER SECTION 17.3.3 & 17.3.4 OF CITY OF NANAIMO ZONING BYLAW NO. 4500)
 - EXISTING CATCH BASIN
 - BICYCLE PARKING
 - ROOF TOP EQUIPMENTS WILL BE SCREENED IF ANY
 - EV CHARGER
 - EMERGENCY RESTRICTED EXIT
 - STORMWATER MANAGEMENT TANK
 - POLE LIGHT

